
603658

&\$&\$



2020

10

8.5

2020

12

2



/ / /
/

Z&F

Z&F International Trading Limited

		B
/		
ISO13485: 2003		" ISO13485" ISO13485: 2003 " 2003" —
ISO9001: 2008		" ISO9001" ISO9001: 2008 " 2008" ISO9001

	Autobio Diagnostics CO., Ltd
	Autobio

	199	199
	0371- 86506868	0371- 86506868
	0371- 86506767	0371- 86506767
	autobi o@autobi o. com cn	autobi o@autobi o. com cn

	87
	450016
	199
	450016
	www autobi o. com cn
	autobi o@autobi o. com cn

	www sse. com cn

A			603658	

		112
	10	
		111
	2019 7 22	2021 12 31

--	--	--

2020	2019	(%)	2018
2, 978, 131, 605. 36	2, 679, 435, 637. 43	11. 15	1, 929, 676, 026. 98
747, 793, 833. 41	774, 163, 957. 63	- 3. 41	562, 570, 893. 30
678, 434, 620. 89	740, 208, 256. 61	- 8. 35	535, 272, 750. 90
994, 713, 153. 79	842, 886, 756. 0		

2020

1-3	4-6	7-9	10-12
550, 376, 711. 12	655, 402, 756. 13	841, 561, 608. 45	930, 790, 0

9, 584, 911. 60	-5, 484, 312. 55	- 483, 645. 98
-----------------	------------------	----------------

	1, 589. 69	
--	------------	--

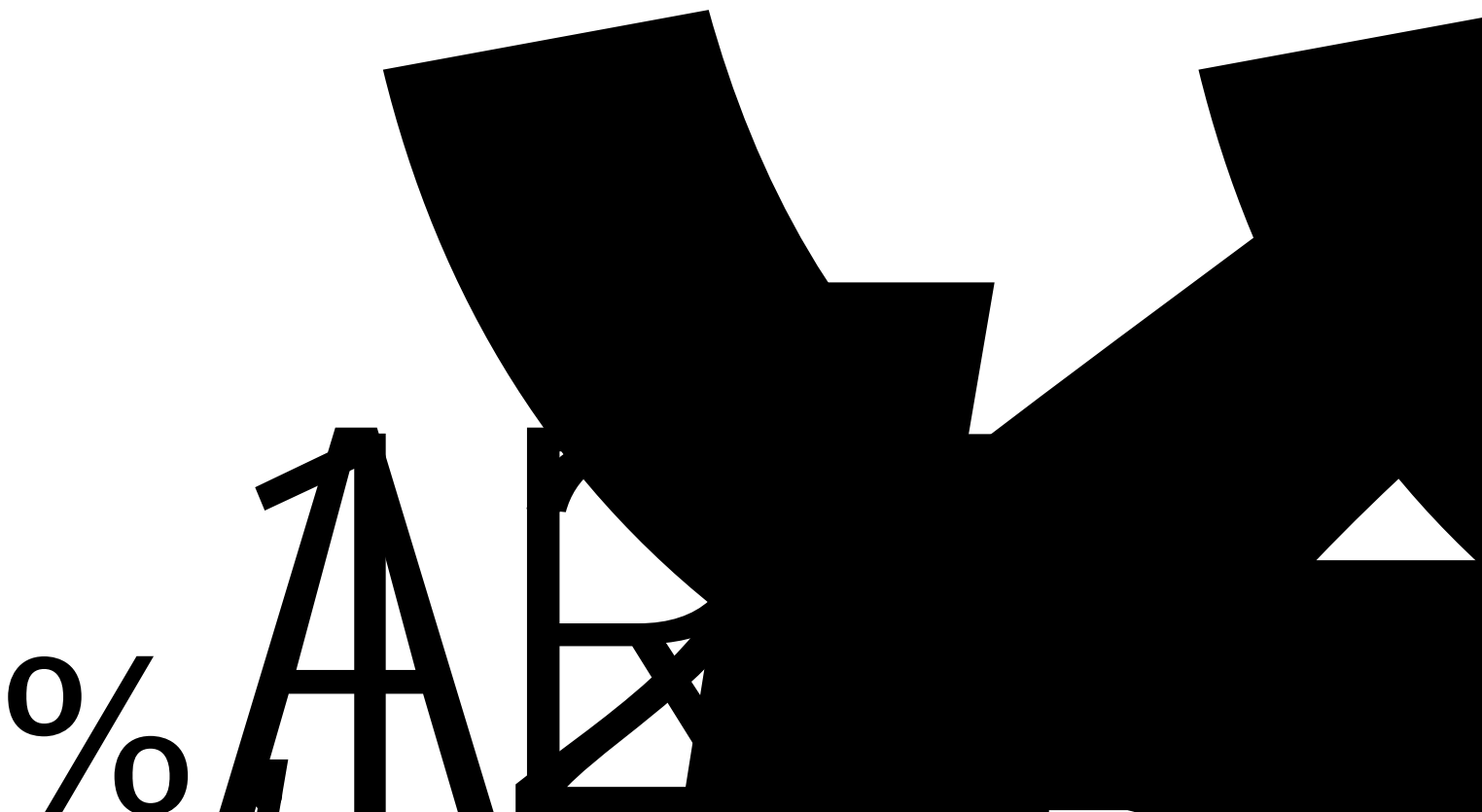
50, 726, 512. 18	38, 631, 343. 00	18, 036, 947. 74
------------------	------------------	------------------


705, 330. 02	617, 982. 83	509, 589. 28
--------------	--------------	--------------

31, 454, 879. 01	7, 945, 880. 68	12, 773, 130. 85
------------------	-----------------	------------------

31200A

	-10,617,681.71	-2,719,571.24	-1,102,961.48
	-584,063.43	-27,740.02	-131,999.34
	-12,004,213.27	-4,292,750.99	-3,234,396.37
	69,359,212.52	33,955,701.02	27,298,142.40





3

1

"

"

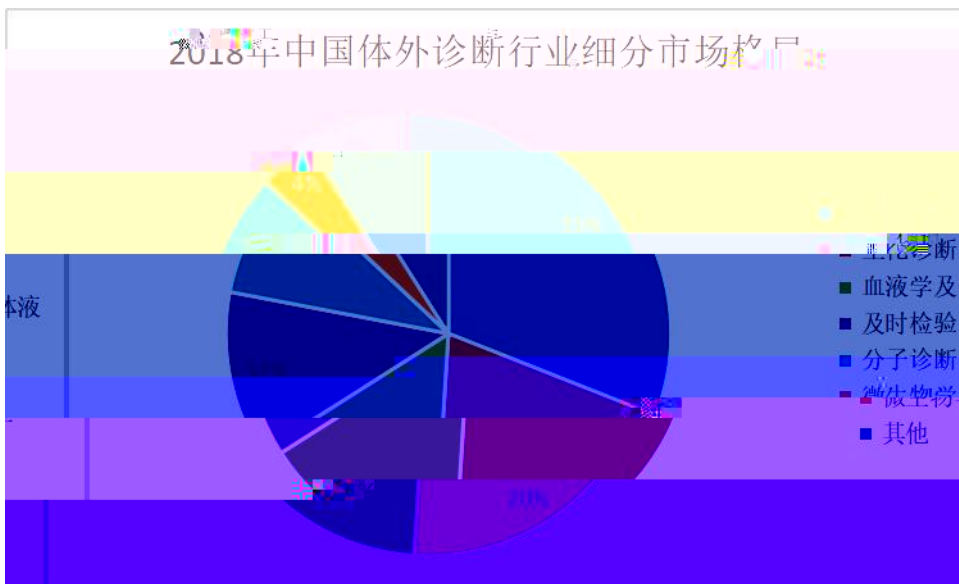
2018
IVD 44 20 9

Danaher Siemens BD Roche Abbott

2.

80%
20
2017 700 15.00% 2020

IVD




Frost & Sullivan



+

IVD

3.



2

1.

1

322 CE 11 15
23 10 83
2

2. 41 251
75. 8%
3

2
GMP | ISO9001 | ISO13485

322 CE 528

1

251

132

CE

102

200 / 100 /

115



2

123

71

CE

AACC Medi ca

2, 978, 131, 605. 36	2, 679, 435, 637. 43	11. 15
1, 198, 723, 245. 95	89	



%

%

%

%

20077eee m' 9

aweb 915 600

O

ð

+

À

À

—

r

		8. 84		. 81			
		323, 360, 43 0. 31	26. 50	202, 243, 496 . 62	24. 28	59. 89	
			(%)		(%)	(%)	
		466, 100, 38 4. 98	40. 84	403, 086, 87 0. 26	48. 39	15. 63	
		315, 661, 20 6. 66	27. 66	205, 793, 30 4. 82	24. 70	53. 39	
		316, 704, 55 5. 86	27. 75	215, 822, 58 9. 06	25. 91	46. 74	
		7, 737, 134. 60	0. 68	841, 542. 23	0. 10	819. 40	
		35, 211, 767 . 05	3. 07	7, 506, 862. 06	0. 90	369. 06	

(4).

	49,070.88	16.48%
0	0 %	
	66,235.68	36.00%
0	0%	

3.

	2020	2019	%
	464,670,716.43	441,017,748.12	5.36
	140,900,466.15	122,524,389.54	15.00
	20,863,408.19	24,450,574.50	-14.67

1	2020	46,467.07	5.36%
2	2020	14,090.05	15.00%
3	2020	2,086.34	14.67%

4.
(1).

	342,798,143.56
	3,572,372.78
	346,370,516.34
%	11.63
	1,443
%	31.76
%	1.03

(2).

5.

	2020	2019	%
	994, 713, 153. 79	842, 886, 756. 83	18. 01
	- 3, 483, 958, 420. 65	- 1, 234, 670, 565. 20	- 182. 18
	2, 680, 587, 350. 88	470, 968, 170. 77	469. 17

1. 18. 01%

2. 182. 18%

3. 469. 17%

()

()

1.

		%		%	%	
	327, 549, 460. 89	4. 03	136, 882, 699. 86	3. 22	139. 29	

956,321,567.00	11.76	634,479,332.50	14.90	50.73
----------------	-------	----------------	-------	-------

475,522,514.41	5.85	342,219,371.08	8.04	38.95
----------------	------	----------------	------	-------

3,101,130,655. 39	38.14	618,140,719.29	14.52	401.69
----------------------	-------	----------------	-------	--------

		27,019,581.02	0.63	-100.00
--	--	---------------	------	---------

			503,055,955.83	11.82	-100.00	2019
	32,019,000.53	0.39			100.00	
	236,607,303.92	2.90	128,209,179.40	3.01	84.55	
	26,270,612.15	0.32	3,990,455.05	0.09	558.34	

2

3

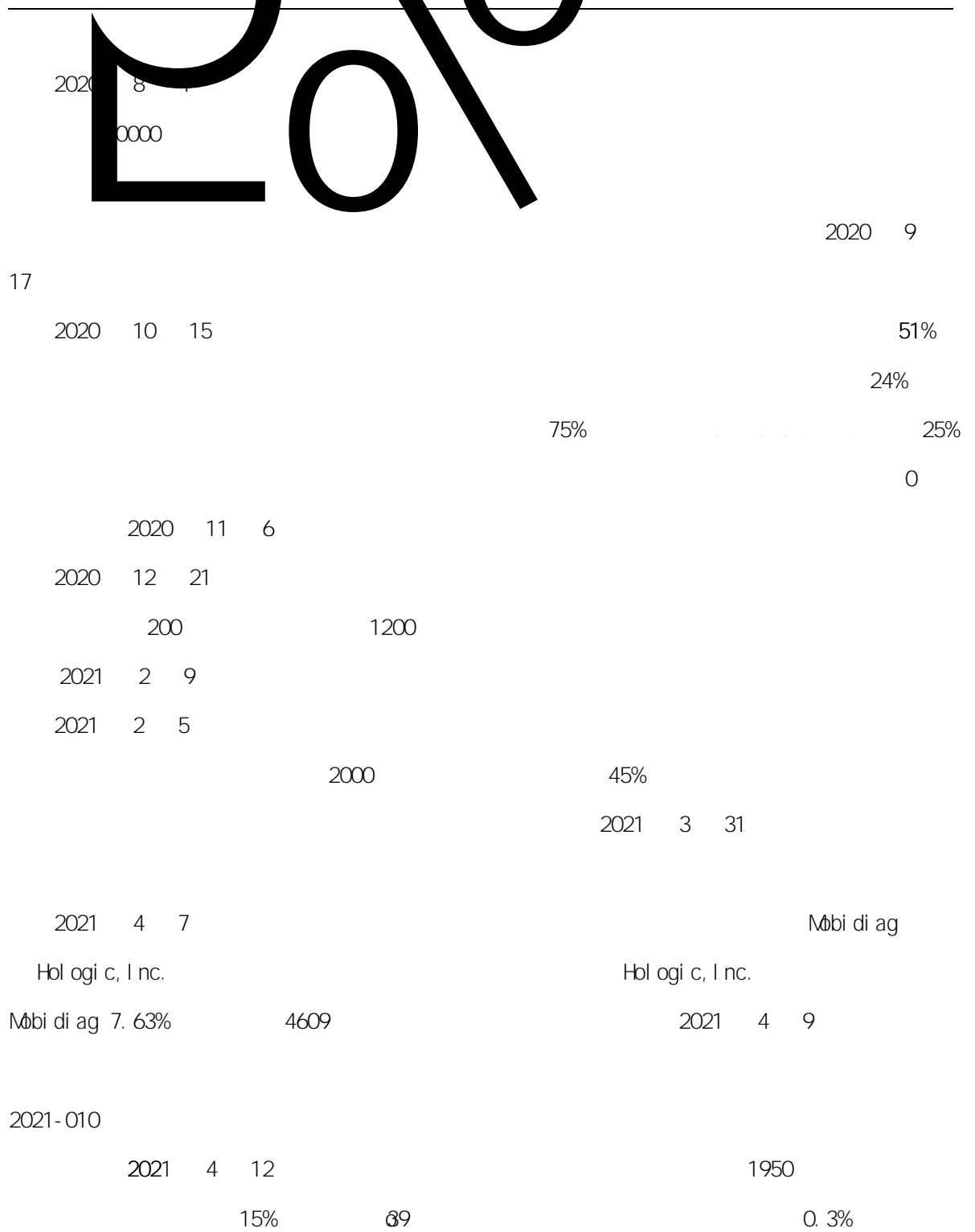
()

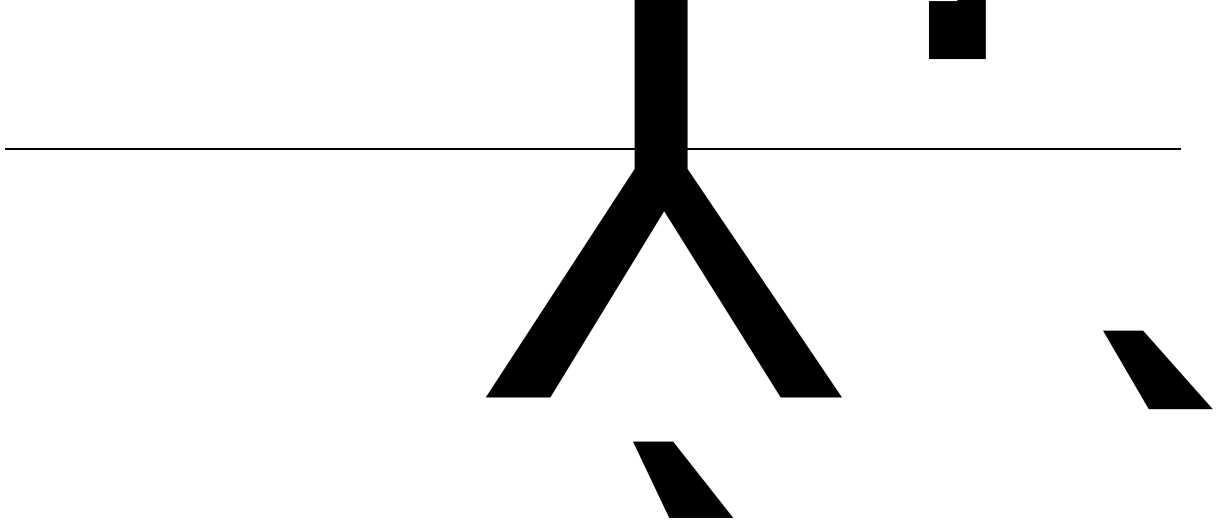
			%	%	%	

()

1

↓ 20% 0%





“

DNA PCR

2.

" " " "

() ~i Ÿ P #,IF ~yрOм€ 81 人 ь 0"i B@d'e 2 m' m' -

" "

б

GVb • ? :n џ
Ÿ'Q:n e ° "i Ÿ e ðê († 0†j Ÿ (, ' >

ВМСаХА

2.

3.

4.

5.

6.

"

"

"

"

7.

8.

9.

"

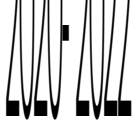
"

"

"

()


1.



()

2020

2020-2022



2

	10	10 ()	10			(%)
2020	0	8.5	3	383,331,860.15	747,793,833.41	51.26
2019	0	9.0	0	387,542,609.10	774,163,957.63	50.06
2018	0	8.0	0	336,000,000.00	562,570,893.30	59.73

		5%	1	20190901-20210831				
			2	20181109- 20181119-				
			3					

5 0%

				20200615-					
--	--	--	--	-----------	--	--	--	--	--

1

5%

1.

12

25%



2017 7 17

<http://www.sse.com.cn>

2017-036

"

"

44

	550,000
	9
	-

200,000

0

-

1. 1887%

4, 992, 714. 216

8000

2019 10 10

2020 5 20

2012

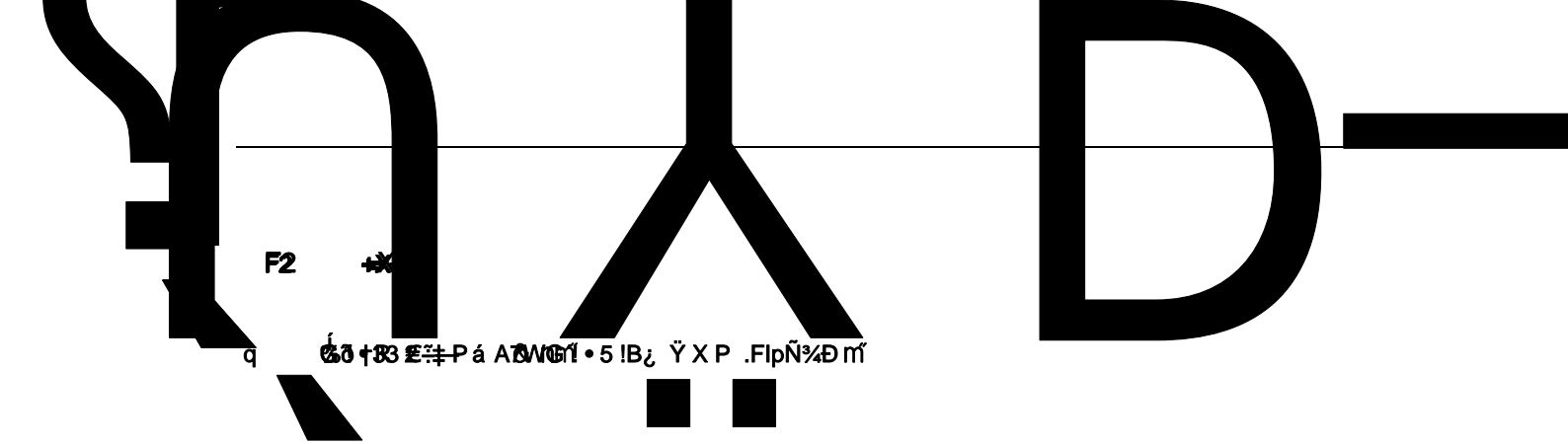
2020 7 7

1.

2.

()

()



F2

+*

q

ó 5 † 83 Ɛ Ɛ P á A 0 W 0 1 • 5 ! B ı Ÿ X P . F i p Ñ % D m í



1

2

3

()

1

2

3

(¼)

: :

@

A

B

50,000,000.00

A+B

50,000,000.00

(%)

0.76

C

70%

E

(2)

(3)

2

(1)

(2)

(3)

3.

()

2020 9 1
2020 2079
10 A 20,375,760 2020 10 23
151.16 1.00
3,079,999,881.60 28,264,504.42
3,051,735,377.18 2020 11 3
()

2020 0063

/

2020 11 12

6

(

ê ê AA

2007 11

17

202

COD BOD₅ SS

1

(4)

()

1

	0	0	+20,375,760	0	0	0	+20,375,760	20,375,760	4.52
1	0	0	0	0	0	0	0	0	0
2	0	0	+2,580,046	0	0	0	+2,580,046	2,580,046	0.57
3	0	0	+3,682,188	0	0	0	+3,682,188	3,682,188	0.82
	0	0	+3,682,188	0	0	0	+3,682,188	3,682,188	0.82
	0	0	0	0	0	0	0	0	0

4

1	420,000,000	100	0	0	0	10,602,899	+10,602,899	430,602,899	95.48
2	0	0	0	0	0	0	0	0	0
3	0	0	0	0	0	0	0	0	0
4	0	0	0	0	0	0	0	0	0
	420,000,000	100	+20,375,760	0	0	+10,602,899	+30,978,659	450,978,659	100

2

1. 2019 6 28 " " 113538
 2020 2 19 2020 1 6 2020 2 18 "
 " 10,602,899 42,000
 430,602,899 2020 2 20
 " " 2020-019
 2. 2020 10 23 20,375,760 6
 151.16 / 2020 11 12
 0 2

30093

1.									
		[2019] 867		2019 6 28					
6, 829, 790	68, 297. 90		100	6					
2019 134		68, 297. 90			2019 7 22				
		" "		" 113538"				0. 3%	
0. 5%	1. 0%	1. 5%	1. 8%	2. 0%					
			" "	2020 1 6					A
	2020 2 3				" "				
	2020 2 18		" "		" "				
113538	" "		191538	2020 2 19					
	10, 602, 899			2020 2 20					
			" "						
2020-019									
2.									
		2020 9 1							
			2020 2079		2020 10 23				
10			A 20, 375, 760		1. 00				
151. 16									
		2020 11 12							
					6				
				2020 11 14					
					2020-103				

()

1	2020	2	19	"	"	113538
				10,602,899	420,000,000	
				430,602,899		
2	2020	11	12	20,375,760		430,602,899
				450,978,659		

()

()	13,146
()	18,644

:

			(%)			
	-5,115,413	248,633,287	55.13	0	0	
Z&F INTERNATIONAL TRADING LIMITED	-5,730,488	59,148,012	13.12	0	0	
	3,686,434	15,876,091	3.52	0	0	
UBS AG	9,032,893	9,247,141	2.05	8,546,578	0	
	3,999,935	3,999,935	0.89	0	0	

	3,720,340	3,720,340	0.82	3,638,528		0	
	2,527,953	2,527,953	0.56	0		0	
J. P. Morgan Securities PLC	899,479	2,328,479	0.52	1,928,420		0	
	1,882,461	1,996,488	0.44	0		0	
	-69,813	1,780,183	0.39	0		0	
		248,633,287				248,633,287	
Z&F INTERNATIONAL TRADING LIMITED		59,148,012				59,148,012	
		15,876,091				15,876,091	
		3,999,935				3,999,935	
		2,527,953				2,527,953	
		1,996,488				1,996,488	
		1,780,183				1,780,183	
		1,737,259				1,737,259	
		1,687,316				1,687,316	
		1,612,817				1,612,817	
						Z&F	
						INTERNATIONAL TRADING LIMITED	

1	UBS AG	8, 546, 578	2021. 5. 12	0	
2		3, 638, 528	2021. 5. 12	0	
3	J. P. Morgan Securities PLC	1, 928, 420	2021. 5. 12	0	
4		1, 653, 876	2021. 5. 12	0	
5		861, 338	2021. 5. 12	0	
6		860, 015	2021. 5. 12	0	
7		396, 931	2021. 5. 12	0	
8		396, 930	2021. 5. 12	0	
9		377, 085	2021. 5. 12	0	
10		330, 775	2021. 5. 12	0	

2020

2020 11 12

1



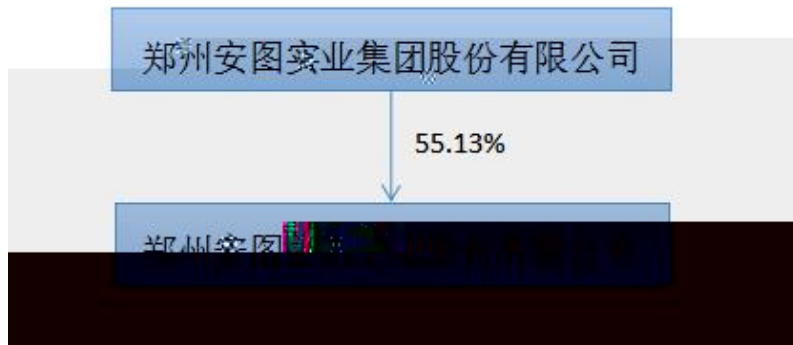
	2007 12 24

2

3

4

5



1

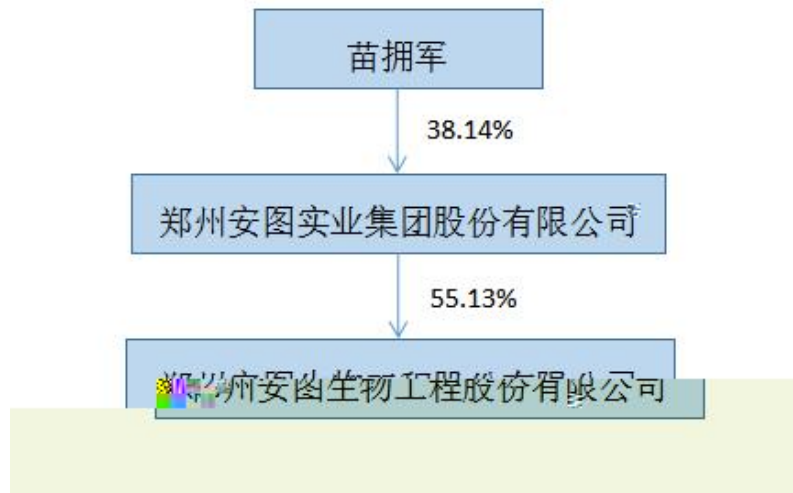
2

10	

3

4

5



6

TRADING LIMITED			1270201		

	()											
			54	2012 11 13	2021 10 28	96,785,235	94,834,106	-1,951,129			100.67	
			56	2012 11 13	2021 10 28	25,951,400	41,403,608	15,452,208	Z&F		6	
			53	2012 11 13	2021 10 28	23,251,765	22,783,024	-468,741			59.67	
			54	2012 11 13	2021 10 28	23,251,765	22,783,024	-468,741			61.83	
			43	2012 11 13	2021 10 28	7,228,468	7,082,747	-145,721			54.93	
			52	2012 11 13	2021 10 28	9,695,677	9,500,218	-195,459			54.93	
			57	2018 10 29	2021 10 28	0	0	0	/		6	
			59	2018 10 29	2021 10 28	0	0	0	/		6	
			53	2018 10	2021 10	0	0	0	/		6	

1965

1981

1986

1986

1996

3018

2020 12 1964 1988 1 2019 9 1968 1989 7 —2018 6 2002 —2006 2013 2004 6 2000 2018 12 1962 1983 1998

BOODS

18 50 2 ' e m ' m 0

2006

0

	1980	2002	2003	2003
--	------	------	------	------

			2012 3 30	2021 5 6
			2012 3 30	2021 5 6
			2012 3 30	2021 5 6
			2012 3 30	2021 5 6
			2012 3 30	2021 5 6
			2012 3 30	2021 5 6
	Z&F		2003	

			2013 2	
			2011 7	
			2019 5	

	2021	1
	2016	3
Z&F	2003	
Natural Produce New Zealand Limited	2011	
	2012	
	2018	
	2008	
	2011	
	2008	
	2019	2
	2019	2
	2020	5
	2019	4
	2021	1
	2018	
	2016	
	2016	2
	2019	5
	2021	1
	2015	
	2015	
	2016	4
	2011	7
	2016	2
	2016	3
	2019	5
Møbi di ag	2019	4
	2021	2
	2013	2
	2018	4
	2018	7

2019	5
2021	2
2017	
2009	
2011	
2014	
2015	
2001	
2018	1
2019	9
2020	12
2003	
2006	
2015	
2004	6
2018	12
2011	7
2020	9
2018	3
2019	3
2020	7
2021	1
2021	4
2012	
2012	

			2018	5	
			2020	9	
			2020	8	
			2020	9	
			2021	1	
			2016	3	

	841. 38
	841. 38

2, 501

2, 043

4, 544



2019	2020 5 19	www.sse.com.cn	2020 5 20
2020	2020 7 1	www.sse.com.cn	2020 7 2
2020	2020 12 2	www.sse.com.cn	2020 12 3





2021 0974

" "

2020

12 31

2020

2

1

2

3

4

5

/ / /

6

1

2020 12 31

1, 018, 112, 145. 62

61, 790, 578. 62

2

1

2

3

4

5

6

2020

2020 12 31

:

: :

		2020 12 31	2019 12 31
		327,549,460.89	136,882,699.86
		85,885,493.91	120,164,757.32
		861,766.15	
		956,321,567.00	634,479,332.50
		1,682,325.00	1,977,252.20
		103,339,630.35	126,031,309.14
		42,413,138.28	37,390,222.34
		475,522,514.41	342,219,371.08
		3,101,130,655.39	618,140,719.29
		5,094,706,551.38	2,017,285,663.73

			27,019,581.02
		83,423,058.58	77,249,983.01
		3,211,421.56	3,357,670.65
		1,634,666,975.97	1,206,139,471.50
		641,796,635.03	329,561,989.31
		252,204,766.22	272,367,754.25
		164,648,504.26	171,025,355.85
		57,059,625.07	43,896,865.71
		157,825,468.07	104,260,418.53
		47,598,417.92	4,704,898.67
		3,042,434,872.68	2,239,583,988.50
		8,137,141,424.06	4,256,869,652.23
		200,137,500.00	291,829,127.51
		240,000,000.00	
		198,728,474.96	180,800,167.80
			32,240,914.07
		49,705,779.51	
		89,499,609.52	69,510,321.87
		54,378,591.49	32,398,269.19

372,187,016.04

343,120,994.00

52,296,725.28

37,140,019.85

1,256,933,696.80

987,039,814.29

503,055,955.83

32,019,000.53

236,607,303.92

128,209,179.40

26,270,612.15

3,990,455.05

294,896,916.60

635,255,590.28

1,551,830,613.40

1,622,295,404.57

450,978,659.00

420,000,000.00

190,156,916.63

4,250,268,575.38

536,144,575.56

5,247,114.23

		225, 515, 213. 28	210, 025, 883. 78
		1, 545, 355, 430. 42	1, 200, 593, 535. 61
		6, 477, 364, 992. 31	2, 556, 920, 911. 58
		107, 945, 818. 35	77, 653, 336. 08
		6, 585, 310, 810. 66	2, 634, 574, 247. 66
		8, 137, 141, 424. 06	4, 256, 869, 652. 23

2020 12 31

:

: :

		2020 12 31	2019 12 31
		232, 796, 734. 27	31, 767, 206. 16
			100, 600, 350. 01
		861, 766. 15	
		568, 790, 333. 63	533, 222, 248. 31
		48, 947, 719. 61	79, 102, 008. 86
		370, 107, 856. 64	116, 350, 970. 55
		397, 372, 387. 80	324, 148, 527. 01
		3, 092, 854, 153. 55	611, 048, 093. 75

		4, 711, 730, 951. 65	1, 796, 239, 404. 65
		402, 356, 915. 76	393, 875, 842. 28
		83, 423, 058. 58	77, 249, 983. 01
		3, 211, 421. 56	3, 357, 670. 65
		1, 774, 484, 425. 88	1, 280, 788, 977. 21
		258, 351, 323. 82	140, 629, 328. 68
		170, 951, 308. 78	187, 614, 059. 99
		19, 327, 328. 46	16, 294, 689. 20
		14, 124, 197. 00	6, 557, 274. 28
		32, 006, 287. 42	6, 390, 088. 25
		2, 758, 236, 267. 26	2, 112, 757, 913. 55
		7, 469, 967, 218. 91	3, 908, 997, 318. 20
		150, 137, 500. 00	241, 829, 127. 51
		90, 000, 000. 00	
		162, 627, 695. 32	96, 712, 964. 57
			21, 486, 623. 94
		20, 802, 454. 12	
		49, 861, 307. 98	48, 306, 038. 96
		31, 410, 664. 97	18, 841, 473. 97
		333, 930, 750. 36	289, 290, 552. 79

50,058,404.90	39,962,726.24
888,828,777.65	756,429,507.98

503,055,955.83

32,019,000.53	
189,026,693.14	222 5,9 ⁵⁰

		7, 469, 967, 218. 91	3, 908, 997, 318. 20
--	--	----------------------	----------------------

2020 1—12

: :

		2020	2019
		2, 978, 131, 605. 36	2, 679, 435, 637. 43
		2, 978, 131, 605. 36	2, 679, 435, 637. 43
		2, 193, 101, 892. 21	1, 822, 416, 496. 34
		1, 198, 723, 245. 95	895, 744, 113. 93
		25, 145, 911. 93	26, 773, 346. 74
		464, 670, 716. 43	441, 017, 748. 12
		140, 900, 466. 15	122, 524, 389. 54
		342, 798, 143. 56	311, 906, 323. 51
		20, 863, 408. 19	24, 450, 574. 50
		29, 045, 577. 29	23, 715, 930. 52
		11, 910, 547. 72	278, 665. 34
		53, 118, 852. 00	38, 631, 343. 00
	" "	49, 888, 462. 81	17, 348, 732. 76
		4, 704, 389. 84	9, 402, 852. 08

" "		
" -"		
" "	93, 538. 12	- 716, 720. 38
" -"	- 30, 100, 344. 92	- 17, 918, 184. 07
" -"	- 1, 663, 699. 48	- 420, 167. 24
" "	- 110. 25	295, 490. 48
" "	856, 366, 411. 43	894, 239, 635. 64
	1, 418, 209. 18	1, 153, 752. 79
	13, 252, 053. 56	

3

5, 247, 114. 23

4

2

1

2

3

4

5

Ä6Å

ëX1*

306, 875, 605. 93	308, 928, 203. 30
97, 732, 293. 92	85, 690, 825. 93
161, 449, 594. 45	141, 048, 740. 59
9, 614, 732. 76	23, 863, 868. 09
18, 629, 697. 50	24, 074, 252. 33
10, 741, 015. 36	192, 702. 87
33, 989, 618. 83	31, 087, 943. 00
48, 072, 520. 75	17, 090, 939. 09
4, 704, 389. 84	9, 402, 852. 08

" "

2.			
3.		5, 247, 114. 23	
4.			
1.			
2.			
3.			
4.			
5.			
6.			
7.			
		631, 970, 370. 60	737, 990, 757. 60
	(/)		
	(/)		

2020 1—12

		2020	2019
		3, 043, 473, 804. 34	2, 724, 243, 839. 24

		14, 523, 870. 66	190, 681. 38
		235, 823, 891. 02	153, 759, 574. 90
		3, 293, 821, 566. 02	2, 878, 194, 095. 52
		1, 256, 046, 679. 90	978, 550, 676. 41
		563, 694, 070. 88	481, 969, 912. 00
		175, 425, 686. 18	262, 188, 264. 08
		303, 941, 975. 27	312, 598, 486. 20
		2, 299, 108, 412. 23	2, 035, 307, 338. 69
		994, 713, 153. 79	842, 886, 756. 83
		21, 175, 000. 00	
		20, 575, 000. 00	
		615, 900. 00	777, 000. 00
		4, 575, 190, 212. 37	3, 155, 719, 991. 41
		4, 617, 556, 112. 37	3, 156, 496, 991. 41
		1, 115, 382, 272. 63	762, 074, 690. 91
			77, 249, 983. 01
			4, 872, 882. 69

870, 337, 395. 94	744, 047, 904. 90
355, 277, 709. 37	314, 390, 362. 49
84, 602, 419. 39	192, 207, 626. 50
274, 195, 184. 07	261, 528, 208. 07
1, 584, 412, 708. 77	1, 512, 174, 101. 96
1, 205, 338, 889. 27	917, 386, 864. 67

		31, 767, 206. 16	27, 798, 310. 60
		232, 796, 734. 27	31, 767, 206. 16

2020 1—12

: :

	2020												
	()												
	420,000,000.00			190,156,916.63	536,144,575.56				210,025,883.78	1,200,593,535.61	2,556,920,911.58	77,653,336.08	2,634,574,247.66
	420,000,000.00			190,156,916.63	536,144,575.56				210,025,883.78	1,200,593,535.61	2,556,920,911.58	77,653,336.08	2,634,574,247.66
	30,978,659.00			-190,156,916.63	3,714,123,999.82		5,247,114.23		15,489,329.50	344,761,894.81	3,920,444,080.73	30,292,482.27	3,950,736,563.00

1

2

3

4

5

6

1

2

	1, 001, 747 . 49				1, 001, 747. 49	- 1, 001, 74 7. 49		
450, 978, 6 59. 00	4, 250, 268 , 575. 38	5, 247, 1 14. 23	225, 515 , 213. 28	1, 545, 355 , 430. 42	6, 477, 364, 992. 31	107, 945, 8 18. 35	6, 585, 310, 810. 66	

2019

	2019												
	()												
	420,000,000.00				536,144,575.56				204,951,997.94	767,503,463.82	1,928,600,037.32	37,283,603.88	1,965,883,641.20
	420,000,000.00				536,144,575.56				204,951,997.94	767,503,463.82	1,928,600,037.32	37,283,603.88	1,965,883,641.20
" "				190,156,916.63				5,073,885.84	433,090,071.79	628,320,874.26	40,369,732.20	668,690,606.46	
									774,163,957.63	774,163,957.63	12,735,905.17	786,899,862.80	

3 t i

(
)

420,000,000.0
0

190,156,916.63 535,295,819.20

210,000,000.0 1,190,291,898.97 2,545,744,634.80

420,000,000.0
0

190,156,916.63 535,295,819.20

210,000,000.0 1,190,291,898.97 2,545,744,634.80

0
30,978,650

0

" "

98-8.00Y

3

4

15, 489, 329. 50 - 403, 031, 938. 6 - 387, 542, 609. 1
0 0

1

15, 489, 329. 50 - 15, 489, 329. 50

2

- 387, 542, 609. 1 - 387, 542, 609. 1
0 0

3

1

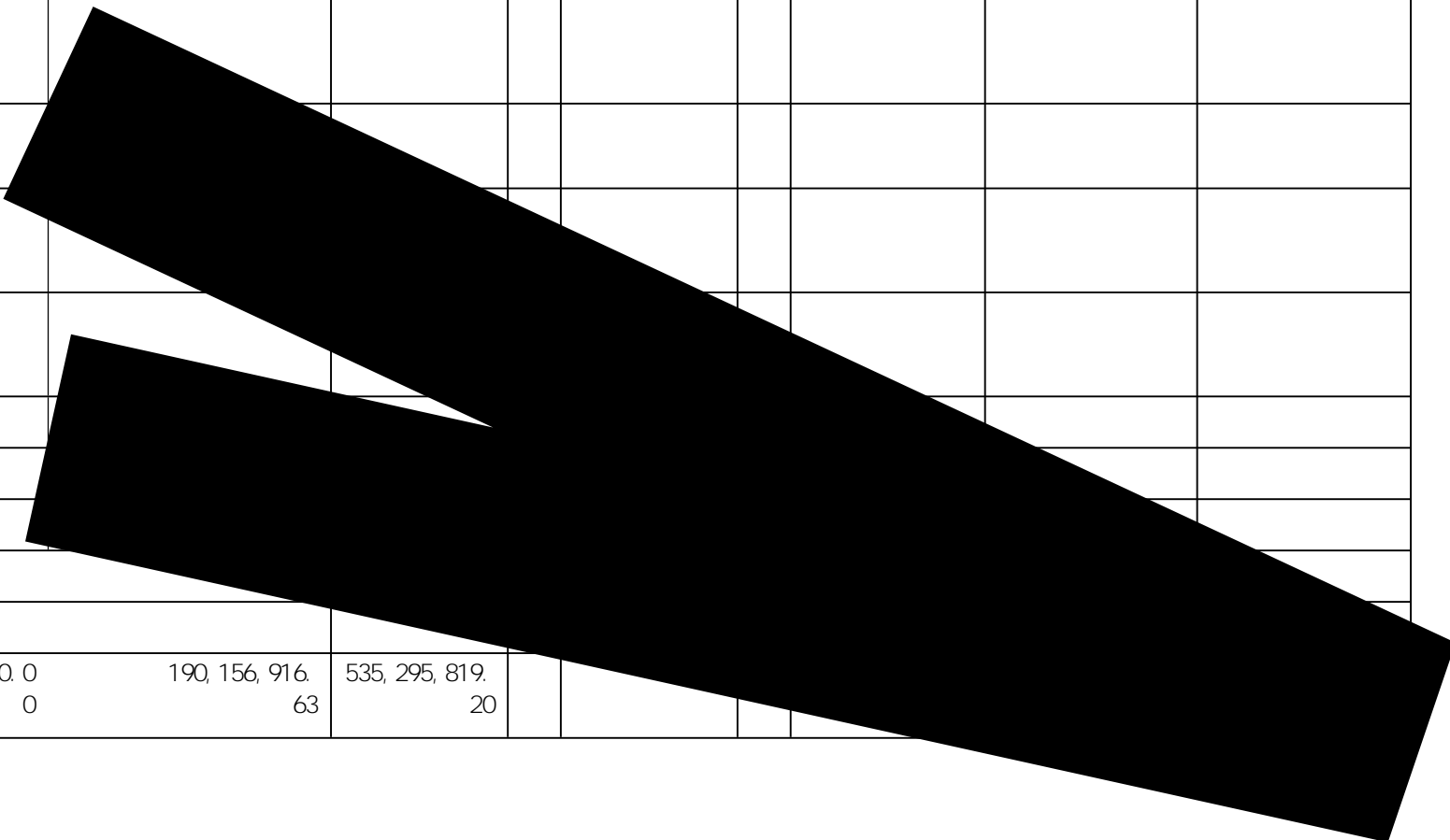
2

3

4

5

2									
3									
4									
5									
6									
1									
2									
	420,000,000.0 0	190,156,916. 63	535,295,819. 20						



A

2

1 1 12 31

3.



" " " "

7.

" " 2 "

8.

9.

1

2

3

"

"

/

/

/

/

10.

1

2

6.

7.

" "

8.

1

12

12

2

12

3

--	--

11.

10 " "

12

10 " "

13.

10 " "

14.

10 " "

15.

1

2

3

4

WHA
D
A

(2).

		10-35	5.00	9.50-2.71
		5-10	5.00	19.00-9.50
		5-10	5.00	19.00-9.50
		3-5	5.00	31.67-19.00

(3).

24.

25.

26.

27.

28.

29.

(1).

(2).

33.

(1).

(2).

(3). 3

/



(2).

39.

41.

(3).

43.

44.
(1).

		()
2017 7 5 14		2020 1 1
— 2017 2017 22	2020 4 27	
" "		
2018 1 1		
2020 1 1		

(2).

(3).

	2019	12	31	2020	1	1	:	:
				136,882,699.86		136,882,699.86		
				120,164,757.32		120,164,757.32		
				634,479,332.50		634,479,332.50		
				1,977,252.20		1,977,252.20		
				126,031,309.14		126,031,309.14		

618, 140, 719. 29 618, 140, 719. 29
2, 017, 285, 663. 73 2, 017, 285, 663. 73

27, 019, 581. 02 27, 019, 581. 02
77, 249, 983. 01 77, 249, 983. 01

3, 357, 670. 65 3, 357, 670. 65
1, 206, 139, 471. 50 1, 206, 139, 471. 50
329, 561, 989. 31 329, 561, 989. 31

272, 367, 754. 25 272, 367, 754. 25

171, 025, 355. 85 171, 025, 355. 85
43, 896, 865. 71 43, 896, 865. 71
104, 260, 418. 53 104, 260, 418. 53
4, 704, 898. 67 4, 704, 898. 67
2, 239, 583, 988. 50 2, 239, 583, 988. 50
4, 256, 869, 652. 23 4, 256, 869, 652. 23

291, 829, 127. 51 291, 829, 127. 51

180, 800, 167. 80

32, 240, 914. 07

- 32, 240, 914. 07

28, 688, 125. 21

28, 688, 125. 21



190, 156, 916. 63 190, 156, 916. 63

536, 144, 575. 56 536, 144, 575. 56

210, 025, 8

324, 148, 527. 01 324, 148, 527. 01

611, 048, 093. 75 611, 048, 093. 75
1, 796, 239, 404. 65 1, 796, 239, 404. 65

39309

		19,148,694.67	19,148,694.67
	48,306,038.96	48,306,038.96	
	18,841,473.97	18,841,473.97	
	289,290,552.79	289,290,552.79	
	39,962,726.24	42,300,655.51	2,337,929.27
	756,429,507.98	756,429,507.98	
	503,055,955.83	503,055,955.83	
	99,776,764.54	99,776,764.54	
	3,990,455.05	3,990,455.05	
	606,823,175.42	606,823,175.42	
	1,363,252,683.40	1,363,252,683.40	
	420,000,000.00	420,000,000.00	
	190,156,916.63	190,156,916.63	
	535,295,819.20	535,295,819.20	
	210,000,000.00	210,000,000.00	

" " 2020 1 1 " "

2020 12 31 " " 2020 1 1 12 31 " " 2019 1
 1 12 31

1

	86, 238. 42	157, 495. 35
	327, 463, 222. 47	136, 725, 204. 51
	327, 549, 460. 89	136, 882, 699. 86

2020 12 31

2

	85, 885, 493. 91	120, 164, 757. 32
	85, 885, 493. 91	120, 164, 757. 32
	85, 885, 493. 91	120, 164, 757. 32

3

4

(1).

	861, 766. 15	
	861, 766. 15	

(2).

(3).

(4).

(5).

	957, 517. 94	100. 00	95, 751. 79	10. 00	861, 766. 15		/		/	
--	--------------	---------	-------------	--------	--------------	--	---	--	---	--

			%
	957, 517. 94	95, 751. 79	10. 00
	957, 517. 94	95, 751. 79	10. 00

(6).

		95, 751. 79			95, 751. 79
		95, 751. 79			95, 751. 79

(7).

5
(1).

1	
1	
1	923, 725, 307. 28
1	923, 725, 307. 28
1 2	81, 187, 277. 12
2 3	11, 427, 951. 33
3	1, 771, 609. 89
	1, 018, 112, 145. 62

(2).

62

						2,410,060.84	0.36	2,410,060.84	100.00	
						45,980.13	0.01	45,980.13	100.00	
	1,018,112,145.62	100.00	61,790,578.62	6.07	956,321,567.00	670,967,803.13	99.63	36,488,470.63	5.44	634,479,332.50
	1,018,112,145.62	100.00	61,790,578.62	6.07	956,321,567.00	673,423,844.10	100.00	38,944,511.60	5.78	634,479,332.50

									%
1			923,725,307.28			46,186,265.34			5.00
1	2		81,187,277.12			8,118,727.72			10.00
2	3		11,427,951.33			5,713,977.72			

1 2008 7

(3).

	38,944,511.60	25,243,630.83		2,397,563.81		61,790,578.62
	38,944,511.60	25,243,630.83		2,397,563.81		61,790,578.62

(4).

(5).

		56,520,262.49	1 /1-2 /2-3	% 5.55	5,833,993.04
		54,335,828.35	1 /1-2	5.34	3,004,606.04
		48,883,635.00	1	4.80	2,444,181.75
		45,976,174.33	1	4.52	2,298,808.72

				%	
		40, 449, 565. 95	1	3. 97	2, 022, 478. 30
	/	246, 165, 466. 12	/	24. 18	15, 604, 067. 85

(6).

(7).

6

	1, 682, 325. 00	1, 977, 252. 20
	1, 682, 325. 00	1, 977, 252. 20

	8, 712, 356. 65	

	8,712,356.65	

7
(1).

		(%)		(%)
1	101,642,088.56	98.36	125,541,011.04	99.61
1 2	1,615,648.01	1.56	419,924.31	0.33
2 3	60,000.00	0.06	49,280.00	0.04
3	21,893.78	0.02	21,093.79	0.02
	103,339,630.35	100.00	126,031,309.14	100.00

1

(2).

		20,700,541.90	1	
		5,775,188.99	1	
		5,606,265.00	1	
		3,930,320.05	1	
		2,718,365.39	1	
	/	38,730,681.33	/	

	42, 413, 138. 28	37, 390, 222. 34
	42, 413, 138. 28	37, 390, 222. 34

(1).

(2).

(3).

(4).

(5). 1

(6).

(7).

1	
1	
1	
1 2	
2 3	
3	

(8).

	21, 852, 005. 21	20, 338, 422. 73
	2, 328, 128. 96	2, 182, 596. 34
	11, 183, 722. 77	3, 467, 751. 79
	9, 885, 107. 83	11, 343, 836. 45
	6, 875, 898. 80	5, 922, 902. 11
	52, 124, 863. 57	43, 255, 509. 42

(9).

	12	()	()
2020 1 1	5, 865, 287. 08		5, 865, 287. 08
2020 1 1			
--			
--			
--			

--				
	3, 846, 438. 21			3, 846, 438. 21
2020 12 31	9, 711, 725. 29	-	-	9, 711, 725. 29

(10).

	476, 182, 620 . 65	660, 106. 2 4	475, 522, 514 . 41	342, 639, 53 8. 32	420, 167. 24	342, 219, 371 . 08
--	-----------------------	------------------	-----------------------	-----------------------	--------------	-----------------------

(2).

	420, 167. 24			420, 167. 24	
		1, 753, 532. 58		1, 093, 426. 34	660, 106. 24
	420, 167. 24	1, 753, 532. 58		1, 513, 593. 58	660, 106. 24

(3).

(4).

10

(1).

(2).

(3).

11

12

13

	5, 554, 359. 15	3, 903, 180. 08
	3, 091, 870, 000. 00	611, 040, 000. 00
	853, 629. 57	3, 197, 539. 21
	2, 852, 666. 67	
	3, 101, 130, 655. 39	618, 140, 719. 29

14

(1).

(2).

(3).

15

(1).

(2).

(3).

	27,01 9,581 .02		31,7 23,9 70.8 6	4,704 ,389. 84							
	27,01 9,581 .02		31,7 23,9 70.8 6	4,704 ,389. 84							
	27,01 9,581 .02		31,7 23,9 70.8 6	4,704 ,389. 84							

18
(1).

Mbi di ag Oy	83,423,058.58	77,249,983.01
	83,423,058.58	77,249,983.01

(2).

Mbi di ag Oy		6, 173, 075. 57				

19

20

(1).

1.	5, 520, 286. 51			5, 520, 286. 51
2.				
1				
2 \ \				
3				
3.				
1				
2				
4.	5, 520, 286. 51			5, 520, 286. 51
1.	2, 162, 615. 86			2, 162, 615. 86

(1).

1.	428, 487, 384	1, 216, 542, 617	2
	. 21	. 74	

1.					
2					
1					
3.					
1					
4.					
1.	420, 869, 078 . 54	1, 180, 591, 092 . 61	11, 826, 978. 42	21, 379, 826. 40	1, 634, 666, 97 5. 97
2	391, 818, 610 . 36	781, 104, 965. 5 3	11, 848, 130. 52	21, 367, 765. 09	1, 206, 139, 47 1. 50

273, 534, 617. 42

(2).

(3).

(4).

(5).


	34, 617, 697. 75	

	497, 042, 356. 09	262, 573, 368. 55
	144, 754, 278. 94	66, 988, 620. 76
	641, 796, 635. 03	329, 561, 989. 31

(1).

	390, 620, 481. 79		390, 620, 481. 79	173, 015, 403. 21		173, 015, 403. 21
	95, 702, 642. 67		95, 702, 642. 67	81, 108, 824. 84		81, 108, 824. 84
	10, 719, 231. 63		10, 719, 231. 63	8, 449, 140. 50		8, 449, 140. 50
	497, 042, 356. 09		497, 042, 356. 09	262, 573, 368. 55		262, 573, 368. 55

(2).



144, 754, 278. 94

144, 754, 278. 94 66, 988, 620. 76

66, 9, , 9, 62

3.			60,050.10			60,050.10
(1)			60,050.10			60,050.10
4.	92,468,767 .58	4,211,419. 63	14,948,063 .59	39,331,8 92.19	202,693, 329.74	353,653,47 2.73
1.	5,243,998. 50	740,816.67	3,335,961. 78	12,326,7 25.75	51,953,2 20.94	73,600,723 .64
2.	1,849,410. 09	98,878.26	1,864,877. 92	5,455,18 6.31	18,608,0 69.99	27,876,422 .57
1	1,849,410. 09	98,878.26	1,864,877. 92	5,455,18 6.31	18,608,0 69.99	27,876,422 .57
3.			28,439.70			28,439.70
(1)			28,439.70			28,439.70
4.	7,093,408. 59	839,694.93	5,172,400. 00	17,781,9 12.06	70,561,2 90.93	101,448,70 6.51
1.						
2.						
1						
3.						
(1)						
4.						
1.	85,375,358 .99	3,371,724. 70	9,775,663. 59	21,549,9 80.13	132,132, 038.81	252,204,76 6.22
2.	87,224,769 .08	2,338,527. 52	7,590,961. 49	24,540,3 66.44	150,673, 129.72	272,367,75 4.25

2020

27,876,422.57

0%

(2).

27

28

(1).

(2).

(3).

(4).

(5).

29

--	--	--	--	--	--

	6, 774, 687. 19	2, 795, 613. 58	3, 074, 041. 80		6, 496, 258. 97
	33, 027, 701. 05	30, 923, 659. 83	16, 562, 268. 30		47, 389, 092. 58
	645, 596. 58	158, 679. 25	483, 559. 96		320, 715. 87
	617, 496. 32		142, 470. 97		475, 025. 35
	2, 831, 384. 57	903, 087. 92	1, 355, 940. 19		2, 378, 532. 30
	43, 896, 865. 71	34, 781, 040. 58	21, 618, 281. 22		57, 059, 625. 07

30 /
(1).

	72, 258, 161. 93	14, 934, 986. 25	44, 809, 356. 66	8, 987, 109. 39
	595, 035, 652. 30	91, 547, 994. 73	412, 755, 154. 61	62, 565, 730. 50
	152, 784, 975. 14	35, 540, 487. 14	130, 184, 131. 92	26, 275, 580. 15
	43, 996, 599. 49	10, 999, 149. 87	25, 727, 993. 96	6, 431, 998. 49
	32, 019, 000. 53	4, 802, 850. 08		
	896, 094, 389. 39	157, 825, 468. 07	613, 476, 637. 15	104, 260, 418. 53

(2).

	22, 454, 069. 87	3, 368, 110. 48	26, 209, 034. 40	3, 931, 355. 16
	1, 428, 334, 056. 80	232, 244, 881. 82	776, 925, 323. 68	124, 245, 870. 16
	6, 173, 075. 57	925, 961. 34		

	305, 493. 92	68, 350. 28	211, 956. 32	31, 954. 08
	1, 457, 266, 696. 16	236, 607, 303. 92	803, 346, 314. 40	128, 209, 179. 40

(3).

(4).

(5).

31

	39, 985, 292. 92		39, 985, 292. 92	4, 704, 898. 67	4, 704, 898. 67
	7, 613, 125. 00		7, 613, 125. 00		
	47, 598, 417. 92		47, 598, 417. 92	4, 704, 898. 67	4, 704, 898. 67

32
(1).

	50,000,000.00	50,000,000.00
	150,000,000.00	240,747,186.10
	137,500.00	1,081,941.41
	200,137,500.00	291,829,127.51

(2).

33

34

35
(1).

	240,000,000.00	
	240,000,000.00	

0

36
(1).

1	184,459,900.81	177,352,897.61
1 2	13,941,345.04	3,179,219.80
2 3	264,799.59	209,871.70
3	62,429.52	58,178.69
	198,728,474.96	180,800,167.80

(2). 1

Möbi di ag Oy	13,056,088.23	
	13,056,088.23	/

37
(1).

(2). 1

38
(1).

	49,705,779.51	28,688,125.21
	49,705,779.51	28,688,125.21

(2).

39
(1).

	69,509,681.87	593,896,873.68	573,985,175.94	89,421,379.61
-	640.00	22,496,466.98	22,418,877.07	78,229.91
	69,510,321.87	616,393,340.66	596,404,053.01	89,499,609.52

(2).

9, 6

9,526

		24,079,845.74	24,079,845.74	
		26,407,240.59	26,382,199.08	25,041.51
		24,706,124.62	24,681,083.11	25,041.51
		611,048.68	611,048.68	
		1,090,067.29	1,090,067.29	
	5,250.00	36,498,559.33	36,414,380.33	89,429.00
	362,923.55	7,287,213.85	7,240,250.48	409,886.92
	69,509,681.87	593,896,873.68	573,985,175.94	89,421,379.61

(3).

08 0

8 08' 22 14' 3 8

\$4,3

516,124.95	223,719.98
367,058.63	247,945.31
918,343.19	1,307,788.17
54,378,591.49	32,398,269.19

	6, 487, 968. 00	57, 286, 736. 95
	7, 370, 399. 63	7, 852, 109. 34
	47, 054, 762. 69	30, 590, 313. 76
	372, 187, 016. 04	343, 120, 994. 00

(2). 1

	8, 054, 466. 41	
	110, 734, 049. 13	
	118, 788, 515. 54	/

42

43 1

44

	46, 157, 001. 34	37, 140, 019. 85
	6, 139, 723. 94	3, 552, 788. 86
	52, 296, 725. 28	40, 692, 808. 71

45
(1).

46
(1).

100

							/
		600,000.00		570,999.47		29,000.53	
		500,000.00				500,000.00	
/	/	950,000.00				950,000.00	
		30,540,000.00				30,540,000.00	
		32,590,000.00		570,999.47		32,019,000.53	

52

	26,270,612.15	3,990,455.05
	26,270,612.15	3,990,455.05

53

		6, 173, 0 75. 57			925, 961. 34	5, 247, 1 14. 23		5, 247, 1 14. 23
		6, 173, 0 75. 57			925, 961. 34	5, 247, 1 14. 23		5, 247, 1 14. 23
		6, 173, 0 75. 57			925, 961. 34	5, 247, 1 14. 23		5, 247, 1 14. 23

58

59

	210, 025, 883. 78	15, 489, 329. 50	225, 515, 213. 28

	210,025,883.78	15,489,329.50		225,515,213.28

60

		1,200,593,535.61	767,503,463.82
	+		
		1,200,593,535.61	767,503,463.82
		747,793,833.41	774,163,957.63
		15,489,329.50	5,073,885.84
		387,542,609.10	336,000,000.00
		1,545,355,430.42	1,200,593,535.61

~~CONFIDENTIAL~~

	80,098,730.91	57,308,196.80	76,442,597.90	62,692,945.50
	2,978,131,605.36	1,198,723,245.95	2,679,435,637.43	895,744,113.93

(2).

2,978,131,605.36

2,379,461,307.80

4-

^ 55«

	1, 429, 585. 25	992, 540. 35
	2, 663, 562. 76	1, 370, 122. 24
	27, 570. 28	11, 880. 78
	26, 773, 346. 74	o

63 , 91 , 911

	21,167,976.87	7,399,796.26
	8,620,947.42	9,032,755.23
	140,900,466.15	122,524,389.54

65

	184,670,447.19	165,228,718.41
	105,636,282.94	106,405,827.85
	35,615,717.95	26,828,053.87
	10,128,787.91	7,100,192.45
	6,418,928.16	6,064,607.85
	327,979.41	278,923.08
	342,798,143.56	311,906,323.51

66

	29,045,577.29	23,715,930.52
	-11,910,547.72	-278,665.34
	2,764,257.61	9,377.79
	964,121.01	1,003,931.53
	20,863,408.19	24,450,574.50

67

		16,132,043.00
	7,626,200.00	4,400,000.00
	9,000,000.00	7,500,000.00
	1,004,900.00	327,300.00
	868,000.00	512,200.00
	14,858,125.21	695,500.00
	254,100.00	138,300.00
	619,800.00	316,200.00
		586,900.00
	570,999.47	400,000.00
	3,000,000.00	1,700,000.00
	450,000.00	30,000.00
		3,300,000.00
		1,500,000.00
	4,657,500.00	
	1,000,000.00	
2019- nCoV	200,000.00	
	218,000.00	
POCT	400,000.00	
	300,000.00	
2019- nCoV	500,000.00	
	88,434.18	
	1,500,000.00	
	1,527,800.00	
	17,800.00	77,900.00
		1,000,000.00
	2,303,905.64	

70

	93, 538. 12	- 716, 720. 38
	93, 538. 12	- 716, 720. 38

71

	- 95, 751. 79	-
	- 26, 143, 104. 17	- 16, 039, 955. 81
	- 3, 861, 488. 96	- 1, 878, 228. 26
	- 30, 100, 344. 92	- 17, 918, 184. 07

7

73

	- 110. 25	295, 490. 48
	- 110. 25	295, 490. 48

74

	683. 44		683. 44
	683. 44		683. 44
	247, 659. 27	247, 820. 61	247, 659. 27
	1, 063, 596. 45	885, 368. 39	1, 063, 596. 45
	78, 345. 48	-	78, 345. 48
	27, 924. 54	20, 563. 79	27, 924. 54
	1, 418, 209. 18	1, 153, 752. 79	1, 418, 209. 18

75

	1, 128, 406. 50	5, 779, 803. 03	1, 128, 406. 50
	1, 128, 406. 50	5, 779, 803. 03	1, 128, 406. 50
	11, 759, 865. 09	3, 760, 637. 74	11, 759, 865. 09
	177, 198. 25	33, 724. 18	177, 198. 25
	186, 583. 72	77, 372. 42	186, 583. 72
	13, 252, 053. 56	9, 651, 537. 37	13, 252, 053. 56

76
(1).

	34, 075, 977. 78	54, 672, 744. 75
	53, 365, 805. 21	44, 169, 243. 51
	87, 441, 782. 99	98, 841, 988. 26

(2).

	844, 532, 567. 05
/	126, 679, 885. 06
	2, 333, 532. 58

	2, 567, 250. 67
	- 44, 138, 885. 32
	87, 441, 782. 99

77

78
(1).

82, 834, 737. 54

38, 631, 343. 00

11, 4m²

3

	598, 770. 07	346, 367. 16
	14, 299, 380. 15	17, 326, 307. 29
	20, 255, 890. 58	9, 227, 001. 57
	303, 941, 975. 27	312, 598, 486. 20

	875,732,296.32	53,700,000.00
	240,000,000.00	
	1,115,732,296.32	53,700,000.00

" "	- 93, 538. 12	716, 720. 38
" " 348, 327, 6. 2	32, 445, 876. 31	24, 386, 293. 31
" "	- 49, 888, 462. 81	- 17, 348, 732. 76
" "	- 53, 565, 049. 54	



327, 549, 460. 89

136, 882, 699. 86

	1, 210, 698. 00	6. 5249	7, 899, 683. 38
	851, 549. 99	8. 0250	6, 833, 688. 67
	427, 586, 534. 20	0. 063236	27, 038, 862. 08
	58, 880. 00	5. 0163	295, 359. 74
	10, 200. 00	6. 5249	66, 553. 98
	566. 40	8. 0250	4, 545. 36
	1. 00	0. 063236	0. 06
	5, 770. 91	6. 5249	37, 654. 61
	2, 479, 086. 49	8. 0250	19, 894, 669. 08
	70, 804. 35	6. 5249	461, 991. 30
	125, 000. 00	8. 0250	1, 003, 125. 00

(2).

83

84

(1).

[2020] 96	230, 000. 00		230, 000. 00
[2020] 564	220, 000. 00		220, 000. 00
[2019] 802	3, 826, 200. 00		3, 826, 200. 00
2020 1	3, 800, 000. 00		3, 800, 000. 00

2020 1	84,400.00		84,400.00
[2020] 47	1,527,800.00		1,527,800.00
[2020] 47	619,800.00		619,800.00
[2020] 47	17,800.00		17,800.00
[2020] 105	1,500,000.00		1,500,000.00
	14,646,597.20		14,646,597.20
[2020] 294	2,794,500.00		2,794,500.00
2020 " "	1,863,000.00		1,863,000.00
[2020] 123 2019	9,000,000.00		9,000,000.00
[2019] 634	3,000,000.00		3,000,000.00
	2,303,905.64		2,303,905.64
	1,350,000.00		1,350,000.00
2019	1,004,900.00		1,004,900.00
[2020] 28	1,000,000.00		1,000,000.00
2019	868,000.00		868,000.00
[2020] 41 2019- nCoV	500,000.00		500,000.00
[2020] 267	57,000.00		57,000.00
[2020] 268	112,700.00		112,700.00
	100,000.00		100,000.00
-	10,000.00		10,000.00
[2020] 140 POCT	400,000.00		400,000.00
[2019] 922	300,000.00		300,000.00
	600,000.00	/	570,999.47

1

2

3

4

		%					%					:	:

¶ F2+X =

		2020-09-17	10000	100.00%
		2020-08-03	1000	100.00%

	302 303	302 303				
	()	()		100.00		
	133 1 3	133 1 3				
	6	6				

2

3

(1).

(2).

(3).

(4).

	/	/
--		
--		
--		
		17, 616, 728. 94
--		9, 402, 852. 08
--		
--		9, 402, 852. 08

(5).

(6).

(7).

(8).

4

5

6

			83, 423, 058. 58	83, 423, 058. 58
1.				
2				
3.				
1.				
2				
			1, 682, 325. 00	1, 682, 325. 00
	85, 885, 493. 91		85, 105, 383. 58	170, 990, 877. 49
1.				
2				

2

3

4

1 2020 Mobidiag Oy
2,591,962

2.8 /

2

5

6

7

8

9

1

				(%)	(%)
	126		1,250	55.13	55.13

2

3

				(%)	(%)
	87 5		5000	49	49

4

	31.30%
	75.00%
Möbi di ag Oy	7.63%
	35.00% 2020 9 25
	2020 6 30

5

(1).

/

		1, 291, 916. 08	1, 280, 672. 56
		24, 336. 28	
		468, 138. 00	701, 983. 00
			741, 575. 24
		128, 575. 00	30, 228. 00
		739, 053. 12	481, 815. 83
№bi di ag Oy		5, 520, 236. 37	425, 781. 39
№bi di ag Oy			33, 078, 180. 00
№bi di ag Oy		191, 598. 23	-
№bi di ag Oy		853, 057. 50	408, 955. 30
			12, 380. 53
			1, 015, 517. 24
		9, 370, 000. 00	-

/

		242, 429. 78	324, 697. 97
		7, 079. 65	
		1, 522, 107. 05	365, 755. 57
		26, 548. 67	
		8, 849. 56	
		273, 485. 07	291, 073. 03
		1, 405, 436. 03	1, 313, 166. 23
№bi di ag Oy		1, 539, 886. 25	
		63, 120. 75	

(2). / /
 /
 /
 /
 /

(3).

		870,673.15	1,078,523.43
		2,424,843.40	2,356,077.33

(4).

(5).

	3,000,000.00	2020-1-2	2022-12-23	
	22,031,102.50	2020-1-3	2022-12-23	
	48,067,860.00	2020-1-3	2022-12-23	
	100,141,375.00	2020-1-3	2022-12-23	
	15,000,000.00	2020-1-7	2022-12-23	
	7,000,000.00	2020-1-8	2022-12-23	
	10,000,000.00	2020-1-13	2022-12-23	
	3,000,000.00	2020-1-13	2022-12-23	
	100,000,000.00	2020-1-13	2022-12-23	
	64,213,000.00	2020-1-22	2022-12-23	
	6,698,500.00	2020-1-22	2022-12-23	
	3,012,000.00	2020-1-22	2022-12-23	
	12,658,000.00	2020-1-22	2022-12-23	
	5,000,000.00	2020-2-11	2022-12-23	
	4,000,000.00	2020-2-11	2022-12-23	
	50,000,000.00	2020-2-13	2022-12-23	
	22,000,000.00	2020-2-14	2022-12-23	
	3,600,000.00	2020-2-14	2022-12-23	
	940,000.00	2020-2-14	2022-12-23	
	20,000,000.00	2020-2-18	2022-12-23	
	3,000,000.00	2020-2-20	2022-12-23	
	2,601,000.00	2020-2-26	2022-12-23	
	1,150,000.00	2020-2-26	2022-12-23	
	7,000,000.00	2020-2-26	2022-12-23	
	5,000,000.00	2020-2-27	2022-12-23	
	1,690,000.00	2020-2-27	2022-12-23	
	280,000.00	2020-2-27	2022-12-23	
	10,000,000.00	2020-3-4	2022-12-23	
	4,500,000.00	2020-3-9	2022-12-23	
	40,000,000.00	2020-3-10	2022-12-23	
	7,000,000.00	2020-3-13	2022-12-23	
	3,590,000.00	2020-3-13	2022-12-23	
	4,100,000.00	2020-3-13	2022-12-23	
	25,000,000.00	2020-3-19	2022-12-23	

4,170,000.00 2020-3-19 2022-12

	1, 000, 000. 00	2020- 8- 10	2023- 7- 13	
	4, 000, 000. 00	2020- 8- 13	2023- 7- 13	
	10, 660, 000. 00	2020- 8- 13	2023- 7- 13	
	1, 100, 000. 00	2020- 8- 19	2023- 7- 13	
	100, 000. 00	2020- 8- 19	2023- 7- 13	
	300, 000. 00	2020- 8- 28	2023- 7- 13	
	2, 960, 000. 00	2020- 9- 1	2023- 7- 13	
	200, 000. 00	2020- 9- 3	2023- 7- 13	
	8, 400, 000. 00	2020- 9- 3	2023- 7- 13	
	3, 860, 000. 00	2020- 9- 8	2023- 7- 13	
	5, 100, 000. 00	2020- 9- 15	2023- 7- 13	
	350, 000. 00	2020- 9- 22	2023- 7- 13	
	3, 480, 000. 00	2020- 9- 24	2023- 7- 13	
	15, 520, 000. 00	2020- 9- 25	2023- 7- 13	
	2, 000, 000. 00	2020- 9- 30	2023- 7- 13	
	6, 000, 000. 00	2020- 10- 9	2023- 7- 13	
	6, 700, 000. 00	2020- 10- 9	2023- 7- 13	
	2, 150, 000. 00	2020- 10- 26	2023- 7- 13	

2020 12 31

(6).

(7).

	811. 38	862. 58

(8).


6
(1).

				118,060.00	5,903.00
		8,905,987.13	3,187,353.48		
		19,004.61		48,082.11	
	Mbi di ag Oy	151,263.22		815.86	
		1,380.00			
		27,618.99	1,380.95	24,535.11	1,226.76
		146,967.00	7,348.35		

(2).

19,446.50

108,109.50



3

17

2

3

4

5

	383, 331, 860. 15
	/

67, 646, 799
22, 548, 933 5%

2 2021	4 8	Møbi di ag Oy	Hbl ogj c, l nc.
		Hbl ogj c, l nc	3, 846, 153. 00
11. 98 /	2018	2. 60 /	
Møbi di ag			

1
(1).


(2).

2

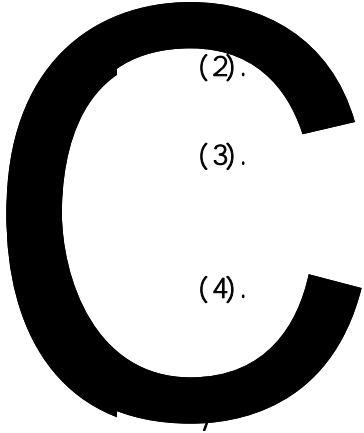
3
(1).

(2).

4




(1).



(2).

(3).

(4).



8

1

(1).

1	
1	
1	
1	

(2).



	(%)		(%)		(%)		(%)
				2, 410, 0	0. 43	2, 41	100.
				60. 84		0, 06	00
						0. 84	
				2, 410, 0	0. 43	2, 41	100.
				60. 84		0, 06	00
						0. 84	
598, 726	100.	29, 936,		563, 88»	99. ~	6% 4	
, 666. 98	00	333. 35		, Ä32. 4Ä		84. 1	

(6).

(7).

2

	370, 107, 856. 64	116, 350, 970. 55
	370, 107, 856. 64	116, 350, 970. 55

(1).

(2).

(3).

(4).

(5).

(6).

(1).

1	
1	
1	345, 333, 728. 44
1	345, 333, 728. 44
1 2	40, 126, 774. 42
2 3	11, 853, 435. 29
3	4, 244, 040. 00
	401, 557, 978. 15

(2).

	8, 518, 586. 00	5, 375, 815. 00
	1, 186, 460. 44	1, 279, 673. 10
	11, 832, 973. 91	4, 027, 138. 77
	375, 946, 827. 26	112, 402, 448. 34
	4, 073, 130. 54	3, 905, 512. 22
	401, 557, 978. 15	126, 990, 587. 43

(3).

	12	()	()	
2020 1 1	10,639,616.88			10,639,616.88
2020 1 1				
--				
--				
--				
--				
	20,810,504.63			20,810,504.63
2020 12 31	31,450,121.51			31,450,121.51

(4).

	10,639,616.88	20,810,504.63				31,450,121.51
	10,639,616.88	20,810,504.63				31,450,121.51

(5).

(6).

				(%)	
210,930,000.00	1			52.53	10,546,500.00
89,416,827.26	1	/1	2	22.27	5,390,682.73
35,375,556.00	1	/1	2	8.81	3,322,585.76
		/2	3		
20,900,000.00	1	/1	2	5.2	3,886,222.31
		/2	3		
20,000,000.00	1	/1	2	4.98	2,949,597.73
		/2	3		
/					
376,622,383.26					

	33,342,101.77	7,688,087.01
	48,072,520.75	17,090,939.09

6

1

